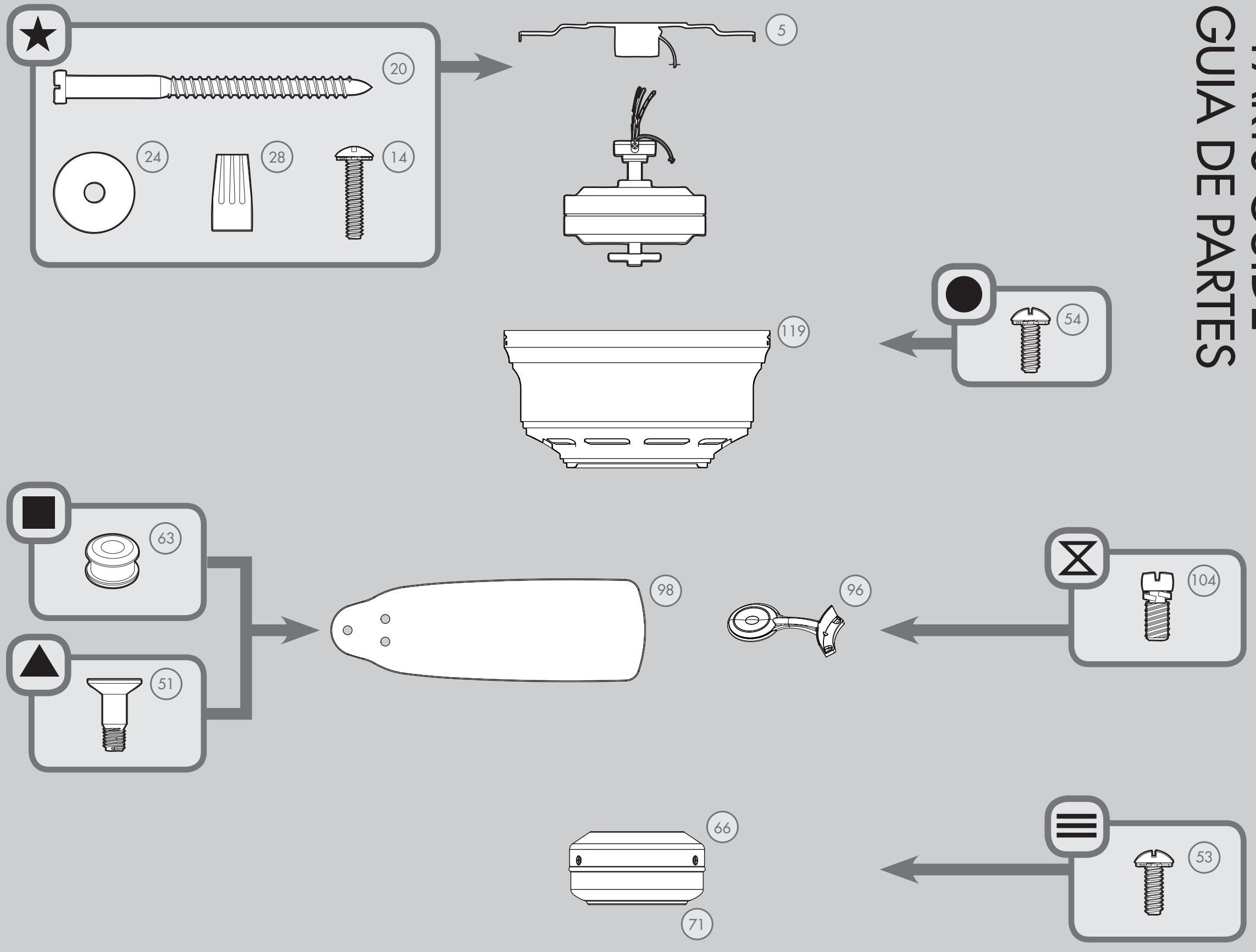
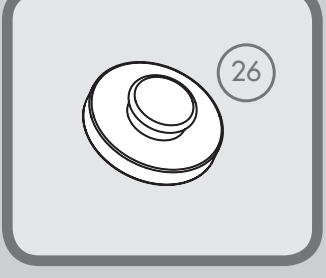


PARTS GUIDE GUIA DE PARTES



Pre-installed Parts / Partes preinstaladas




in Parts List
en Lista de partes

○ Spare Parts Bag
Bolsa de partes de repuesto

Hardware drawn to scale
For your convenience, you may receive extra fasteners.

Materiales dibujado a escala
Para su comodidad, es posible que reciba sujetadores extra.

Included Accessories / Accesorios incluidos



| Parts List | MODEL # | 51059 | 51060 | 51061 | 51062 | Lista de piezas | |
|------------|---------------------------|-------------------|-------------------------|-------------------------|-------------------------|-------------------------|------------------------------------------------|
| | MODELO # | | | | | | |
| | DRAWING # | K1185-01 | K1185-02 | K1185-03 | K1185-04 | | |
| | ESQUEMA # | | | | | | |
| | Weight ±2 lbs | 11.9 lbs (5.4 kg) | 11.9 lbs (5.4 kg) | 11.9 lbs (5.4 kg) | 11.9 lbs (5.4 kg) | | |
| | Peso ±2 lb | | | | | | |
| FINISH | Snow White | Antique Pewter | New Bronze | Antique Brass | | | |
| FINISH | Blanco nieve | Peltre antiguo | Bronce nuevo | Latón antiguo | | | |
| # | Item Name | Qty. / Cant. | Part# / No. de la pieza | Part# / No. de la pieza | Part# / No. de la pieza | Part# / No. de la pieza | Nombre del Item |
| 1 | Hanging System Kit | 1 | K0249-01 | K0249-01 | K0249-01 | K0249-01 | Kit del sistema de suspensión |
| 5 | Ceiling Bracket | 1 | | | | | Soporte de techo |
| 14 | Locking Screw | 2 | | | | | Tornillo de fijación |
| 20 | Wood Screw 3" | 2 | | | | | Tornillo para madera de 3" |
| 24 | Flat Washer | 2 | | | | | Arandela plana |
| 26 | Mounting Isolator | 4 | | | | | Aislador de montaje |
| 28 | Wire Connector | 4 | | | | | Conector de cable |
| 50 | Hardware Kit | 1 | K1185-00-860 | K1185-00-861 | K1185-00-862 | K1185-00-863 | Kit de materiales |
| 51 | Blade Assembly Screw | 16 | | | | | Tornillo de montaje de paleta |
| 53 | Machine Screw 6-32 | 6 | | | | | Tornillo mecánico 6-32 |
| 54 | Motor Housing Screw | 4 | | | | | Tornillo de la carcasa del motor |
| 63 | Blade Grommet | 16 | | | | | Arandela de la paleta |
| 66 | Switch Housing Assembly | 1 | K0375-01 | K0375-01 | K0375-01 | K0375-01 | Montaje de la caja de interruptor |
| 71 | Switch Housing Cap | 1 | K0538-01 | K0538-01 | K0538-01 | K0538-01 | Tapa de la caja del interruptor |
| 79 | Wire Harness (not shown) | 1 | K0089-03 | K0089-03 | K0089-03 | K0089-03 | Mazo de alambres (no se muestra) |
| 96 | Blade Iron Set | 1 | K0615-05 | K0615-05 | K0615-05 | K0615-05 | Juego de soporte de paletas |
| 98 | Blade Set | 1 | K0563-25-004 | K0563-25-138 | K0563-25-077 | K0563-25-038 | Juego de paletas |
| 104 | Blade Iron Armature Screw | 11 | K0064-01 | K0064-01 | K0064-01 | K0064-01 | Tornillo de montaje de soporte de paleta |
| 119 | Motor Housing | 1 | K0561-02 | K0561-02 | K0561-02 | K0561-02 | Alojamiento del motor |
| 131 | Fan Pull Chain Pendant | 1 | K0143-03 | K0143-03 | K0143-03 | K0143-03 | Pendiente del tirador de cadena del ventilador |
| 140 | Balancing Kit | 1 | K0118-01 | K0118-01 | K0118-01 | K0118-01 | Kit de equilibrado |